

ASC .22 Rimfire Rifle Silhouette Matches
Sponsored by the Aurora Sportsmen's Club
Waterman, IL

Each Friday before the second Sunday of each month between April and October, 2011 (4/8, 5/6, 6/10, 7/8, 8/12, 9/9, and 10/7)

Who May Compete: Open to any ASC member and guests

Range Location: 600 yard range

Registration Fee: \$5 per match (ASC member), \$8 (guests)

Time: Setup ~3:00 PM, shooting begins around 4:00 PM.

Rules: Current NRA rimfire rifle silhouette rules will govern all firing

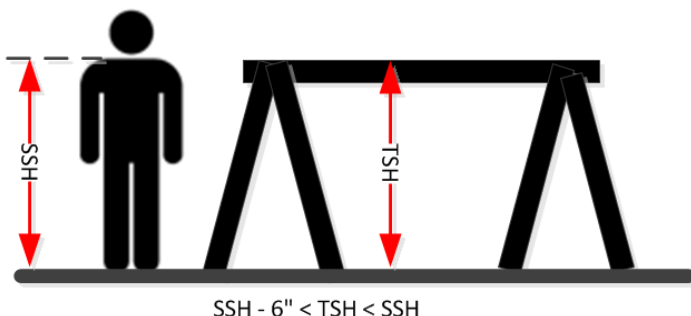
Equipment: Any .22 rimfire rifle. Any sights. No jacketed bullets. No hypervelocity ammunition. No shooting jackets. Slings and palm rests may not be used. Use of a free standing gun rest is permitted between shots.



Targets: 1/5 scale NRA silhouette targets. NOTE: all targets are BYO!! The club **does not** provide targets. A complete set of targets may be acquired off ebay for around \$45 + \$10 for shipping ([search "NRA silhouette"](#)). All targets are to be placed on “sawhorses” that are also competitor supplied (see next section).

Target Stands: each participant must bring their own target stands upon which the targets are placed. The stands must be a minimum of 6' in width (as viewed from the shooter) and must position the targets (target stand height – “TSH”) a maximum of shooter shoulder height (“SSH”) above the ground, and a minimum of 6” below shooter shoulder height. The intent of

this rule is to assure all missed shots will impact the berm behind the targets. The target stands must allow the targets to fall free to the ground when hit.



Categories: TBD – based on participation and firearms used.

Course of Fire: (NRA .22 Rimfire rifle silhouette)

Chickens – 5 shots at 5 chickens at 40 yards (shot twice – 10 shots total)

Javelinas – 5 shots at 5 javelinas at 60 yards (shot twice – 10 shots total)

Turkeys – 5 shots at 5 turkeys at 77 yards (shot twice – 10 shots total)

Rams – 5 shots at 5 rams at 100 yards (shot twice – 10 shots total)

All shots to be taken offhand.

Awards: cash:

First place in each category: \$2 / entrant in that category

Second place in each category: \$1.00 / entrant in that category

Third place in each category: \$0.50 / entrant in that category

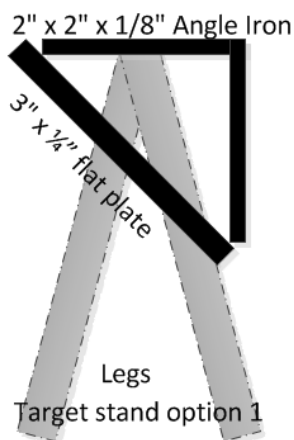
For more information contact:

Ralph Wilson

ralph.wilson@alcatel-lucent.com


630-365-5696

Some suggested target stand designs:



- 1) 2"x2"x1/8" steel angle iron with a 3"x1/4" plate welded on an angle to the front of the angle iron to deflect errant shots to the ground. Legs attached to the two ends to place top of angle iron at desired height. Targets sit on top of angle iron.
- 2) Standard 2x4 based sawhorse. Targets sit on top of sawhorse horizontal piece.
- 3) Two sawhorses with a piece of 1/2" plywood between them. Targets sit on the plywood

Target stand option 2



Target stand option 3

